



IT'S YOUR JOURNEY...



VAN DER VALK

26 M PILOT



VAN DER VALK - Shipyard has been constructing both steel and aluminium motor yachts since 1967. The family-owned shipyard employs more than 45 craftsmen and is located in Waalwijk, the Netherlands. Its founder Mr. Wim van der Valk is still a driving force behind the company. The yard has primarily earned its worldwide reputation from the award-winning semi-custom Continental series. VAN DER VALK also has the capacity to build fully custom designs.

THE VALUES OF... VAN DER VALK

Van der Valk owes its success over the years to an unwavering dedication to values such as reliability, cooperation and a forward-thinking approach. These apply to every aspect of who we are, what we do and the motoryachts we produce.

As a family-run concern with a pedigree that spans generations, Van der Valk understands the value of keeping your word and creating yachts that stand the test of time. We consider our partners and buyers to be family members too - and this is reflected in our excellent relationships and many repeat clients.

The creatives at Van der Valk work with owners to establish the best possible

solutions for their needs, and continue the partnership after delivery with a first-class after-sales service. Our lines of communication are short and our organisational structure flat. Relationships with co-makers - designers, engineers and suppliers - revolve around long-term partnerships and superior products.

Van der Valk always aims to apply the most advanced solutions, systems and materials possible within the available budget. During the engineering process, choices are made together with the owner and in consultation with the relevant suppliers, guaranteeing optimal results and maximum client satisfaction.

OUR YARD IN WAALWIJK, AN HOUR SOUTH OF AMSTERDAM, HAS FIVE STATE-OF-THE-ART PRODUCTION HALLS





VAN DER VALK
PILOT

The Pilot range combines the rugged exterior evocative of an explorer vessel with the superlative comfort, quality and equipment of the very latest contemporary yachts.

Designed by Cor D Rover and available in lengths of 23 metres and above, these all-aluminium motoryachts will blend the best of both worlds by providing lots of outdoor space as well as plenty of interior volume.

THE SUV OF SUPERYACHTS





THE EPITOME OF VERSATILITY

VAN DER VALK

PILOT

The epitome of versatility

This 26-metre crossover motoryacht combines a rugged explorer-like exterior with the comfort, quality and equipment of a premium contemporary superyacht. Designed by Cor D Rover, it features lots of outdoor space as well as plenty of interior volume.

The Pilot blends a modern overall appearance with subtle classic touches. The raised pilothouse layout means the wheelhouse is elevated and the forward main deck area set free for other purposes. There's lots of space particularly on the aft

deck for sunbathing as well as the storage of tenders, Jet Skis and other toys.

A wide range of adaptations are possible to the highly versatile design. You might, for instance, add a gym in the aft area. Or how about extending the saloon aft to expand the socialising space and create a larger dining area? For now, though, let us take a tour of the first Pilot...





VAN DER VALK

PILOT

Beach club life

With a 4.90-metre multifunctional swimming platform (including option for an Opacmare Transformer), a crane for a large tender and lots of toys, the main deck is the place to be for guests. Launch the tenders and you have a fully-fledged beach club area with terrace.

A wealth of indoor space includes a well-appointed lounge with floor-to-ceiling windows. The full-beam stateroom forward offers true sea views and total privacy.

Stairs lead up to the pilothouse and down to the guest suites, while the crew have a separate stairwell connecting their mess to the galley. The stern area is kept free for owner activities.



COMFORTABLE ACCOMODATIONS

The main deck interior of the Pilot range will offer a wealth of indoor space. The well-appointed lounge has floor-to-ceiling windows that afford spectacular views. The rest of the main deck is taken up by the separate galley and master suite forward. Having such a full-beam stateroom on the main deck means that the owners can enjoy true sea views and yet benefit from total privacy. This layout is similar to a superyacht approach, with stairs leading up to the pilothouse and down to the guest accommodations, while the crew have a separate stairwell connecting the crew mess to the galley. The space on deck is maximised, leaving the stern area free for the owner's preferred activities.





ELEVATED VIEWS

An elevated pilothouse provides striking views as well as a comfortable hangout space centred on a U-shaped settee. There is a direct exit from the wheelhouse to the flybridge deck, which comprises an outdoor helm position and co-pilot seat, a large wet bar to port, and a spacious sunbathing zone. The majority of outdoor spaces are covered by a hardtop, and further shade comes from a convertible canvas awning. There is a U-shaped settee amid a dining/lounge area to starboard.





THE ON-DECK OWNERS STATEROOM IS A FABULOUS PLACE.



THE GUEST ACCOMMODATIONS CONSIST OF TWO TWIN CABINS WITH ENSUITE BATHROOMS AND IN ADDITION TWO SPACIOUS VIP SUITES.




THE MAIN MATERIALS USED WILL BE BRUSHED OAK, WHITE BIRCH AND WHITE GLOSSY LACQUERED WOODS, WHITE LEATHER, CERAMIC WHITE AND CHROME.




TWO DOUBLE CREW CABINS ARE LOCATED IN A DISTINCT AREA WITH BATHROOM, MESS AND SEPARATE STAIRWELL.

Pilot



ARRANGEMENT



PROFILE

VESSEL'S PARTICULARS

Certification	CE Class A
Exterior Design	Cor D. Rover
Interior Design	Studio Hot Lab
Naval Architecture	Diana Yacht Design

Main dimensions

Length over all	26,00m	(85 ft 3,6 in)
Length waterline	25,00m	(82 ft 0,3 in)
Beam	6,60m	(21 ft 7,8 in)
Draft	1,80m	(5 ft 10,9 in)
Displacement	TBC	

Construction / Machinery

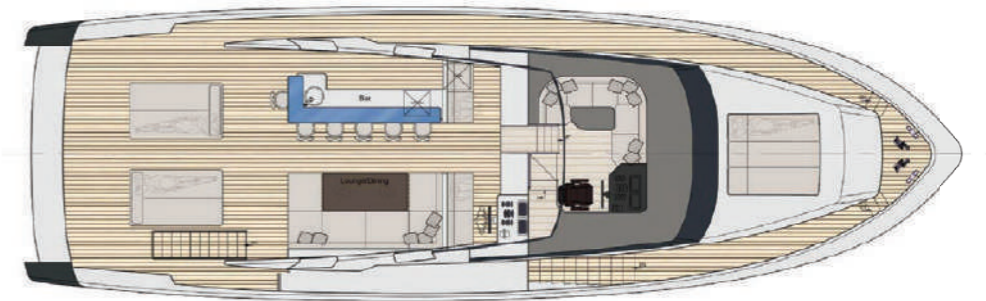
Hull Material	Aluminium (AlMg4.5Mn - H321)
Superstructure material	Aluminium (AlMg4.5Mn - H111)
Hull shape	Moderate "V" - Hard chine
Engine brand & type	3x Volvo Penta D13-800 12,8l 6 cil.
Engine HP	3 x 800hp / 588kW
Shaft/Propeller	IPS-1050 (IPS30) drive units
Gear ratio	Reduction 1,99:1
Top speed	21 knots (est.)

Tank capacity

Fuel capacity	10200ltr	(2695 US gal.)
Fresh water capacity	2000ltr	(528 US gal.)
Holding tank capacity	1000ltr	(264 US gal.)

Arrangement

Accommodation	1 owner's cabin, 2 VIP cabins, 2 twin guest cabins
Crew	4 person crew, 2 cabins



FLYBRIDGE



MAIN DECK



LOWER DECK

**Americas Brand Ambassador
YachtCreators**

+1 (954) 650 7353

hello@yachtcreators.com

www.yachtcreators.com



© 2020 Van der Valk Shipyard | All designs and specifications are subject to change without notice, due to modifications or improvements. No rights can be derived from the content of this brochure.